


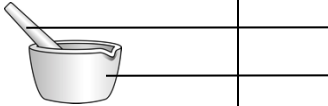










Lab Equipment Scavenger Hunt

Find each of these items on the lab bench. Use the number on each item to find the name of each piece of equipment from the equipment list below. Write the appropriate **name** in the table. Then, write down the letter that corresponds to the equipment's use (make a good guess if you're not sure). Complete both sides of the sheet.

Equipment Uses

- | | |
|--|---|
| A. Produces a spark when flint is rubbed against rough steel | F. Small glass container used to hold chemicals. |
| B. Used for stirring | G. Crushes, grinds, and mixes. |
| C. "Lobster-claw" end used to hold and move hot beakers | H. Moves and holds hot test tubes. |
| D. Accurately measures the volume of liquids in mL. | I. Has a wide stable base; used to hold and mix chemicals |
| E. A container used to compare small amounts of chemicals | J. Seals the openings of glass containers |
| | K. Scoops and transfers chemicals |
| | L. Used to heat |

Picture	Name (write it out)	How it is used (letter)
		
		
		
		
		
		
		
		
		
		
		
		

Equipment Uses

- M. Stand that supports other equipment when heating
- N. Curved glass piece used to cover glassware or hold small amounts of chemical
- O. Supports beaker when heating, and spreads flame for even heating
- P. Measures mass
- Q. Holds test tubes (**Can be used twice)
- R. Heats with a hot flame
- S. Grasps and picks up small diameter glassware.
- T. Measures temperature
- U. Cleans test tubes
- V. Supports wire gauze and beaker when heating
- W. Holds chemicals
- X. A graduated tube used to dispense precise volumes of liquid
- Y. Calibrated glassware that contains a specific volume
- Z. A slender tube where liquids are suctioned for measuring or transferring

Picture	Name (write it out)	How it is used (letter)
