











**Workplace Hazardous Materials Information System – WHMIS 2015**

Canada has aligned the Workplace Hazardous Materials Information System (WHMIS) with the Globally Harmonized System of Classification and Labelling of Chemicals (GHS). These are the new pictograms that will be used by suppliers as per the new requirements for labels and safety data sheets (SDSs) for hazardous products sold, distributed, or imported into Canada.







Complete the following table using the information sheet provided.

| Symbols   | Name | Risks involved | One major Precaution to be taken |
|---|------|----------------|----------------------------------|
|    |      |                |                                  |
|    |      |                |                                  |
|    |      |                |                                  |
|   |      |                |                                  |
|  |      |                |                                  |
|  |      |                |                                  |
|  |      |                |                                  |
|  |      |                |                                  |
|  |      |                |                                  |
|  |      |                |                                  |

## Household Hazardous Product Symbols (HHPS)

**Hazardous Household Product Symbols (HHPS)** are warning symbols found on household products. Complete the following table and then think of one precaution you could take to keep yourself safe when using a product classified using the symbol.

Label the safety symbols shown below, using your textbook for help. Note: the frames for the HHPS symbols have changed since your textbook was published. Do you remember from grades 9 and 10 what they mean?

| Symbol  | Meaning | One major precaution to be taken |
|---|---------|----------------------------------|
|    |         |                                  |
|    |         |                                  |
|   |         |                                  |
|  |         |                                  |
|  |         |                                  |
|  |         |                                  |

**Please answer the following questions on a separate piece of paper.**

1. Products with which WHMIS symbols should be stored separately? Why?
2. We store tanks of oxygen gas and hydrogen gas in the storage room at W-O. These gases are under high pressure. Which WHMIS symbol would you expect to see on these tanks?
3. If acid splashed and lands on your skin, your skin will get irritated, and it may burn. Which WHMIS symbol would you expect to see on bottles of acid?
4. Draw a rough sketch of the chemistry room and lab list and note all the safety equipment present.